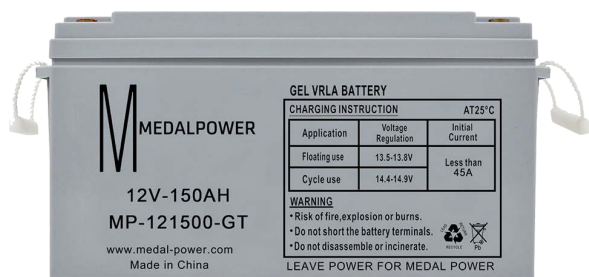


MP-121500-GT

Features:

- >> Telecommunications
- >> Solar system
- >> Wind power system
- >> Engine starting
- >> Wheelchair
- >> Floor cleaning machines
- >> Golf trolley
- >> Boats



Technical Specifications

Model	MP-121500-GT	
Nominal Voltage	12V	
Nominal Capacity(10HR)	150AH	
Dimension	Length	485 ±3mm (19.09 inches)
	Width	170 ±2mm (6.69 inches)
	Container Height	240 ±2mm (9.45 inches)
	Total Height (with Terminal)	240 ±2mm (9.45 inches)
Approx. Weight	Approx 41.2 Kg (90.9lbs)	
Terminal	T11	
Container Material	ABS	
Rated Capacity	160.8 AH/8.04A	(20hr, 1.80V/cell, 25°C/77°F)
	150.0 AH/15.0A	(10hr, 1.80V/cell, 25°C/77°F)
	131.6 AH/26.3A	(5hr, 1.75V/cell, 25°C/77°F)
	119.3 AH/39.8A	(3hr, 1.75V/cell, 25°C/77°F)
	96.9 AH/96.9A	(1hr, 1.60V/cell, 25°C/77°F)
Max. Discharge Current	1500A (5s)	
Internal Resistance	Approx 2.7mΩ	
Operating Temp. Range	Discharge: -30~ 50°C (5 122°F)	
	Charge: 0 ~ 40°C (32 ~ 104°F)	
	Storage: -30~ 40°C (5 104°F)	
Nominal Operating Temp. Range	25 ± 3°C (77± 5°F)	
Cycle Use	Initial Charging Current less than 45 A. Voltage 14.4V~14.9V at 25°C (77°F) Temp. Coefficient -30mV/°C	
Standby Use	No limit on Initial Charging Current Voltage 13.5V~13.8V at 25°C (77°F) Temp. Coefficient -20mV/°C	
Capacity affected by Temperature	40°C (104 °F)	103%
	25°C (77 °F)	100%
	0°C (32 °F)	86%
Self-Discharge	MEDAL POWER GEL series batteries may be stored for up to 6 months at 25°C (77°F) and battery should be recharge before use. For higher temperatures the time interval will be shorter.	

LEAVE POWER FOR MEDAL POWER

LEAVE POWER FOR MEDAL POWER

Constant Current Discharge (Amperes) at 25°C (77°F)

F.V/Time	20min	30min	45min	1h	2h	3h	4h	5h	6h	7h	8h	9h	10h	20h
1.85V/cell	114.2	89.6	68.4	57.2	36.3	27.7	22.9	19.8	17.1	15.1	13.6	12.5	11.8	6.48
1.80V/cell	130.8	100.2	75.4	63.2	39.3	29.7	24.3	20.8	17.9	15.8	14.3	13.1	12.3	6.75
1.75V/cell	147.0	110.2	81.5	67.6	41.6	31.3	25.4	21.6	18.6	16.4	14.7	13.5	12.56	6.89
1.70V/cell	158.4	118.0	86.6	71.6	44.1	32.6	26.3	22.3	19.2	16.9	15.2	13.9	12.9	6.97
1.67V/cell	164.8	122.6	89.6	74.3	45.3	33.7	26.9	22.7	19.5	17.2	15.4	14.0	13.0	7.04
1.60V/cell	178.6	131.2	96.3	78.8	47.1	35.0	27.9	23.4	20.0	17.6	15.7	14.3	13.3	7.14

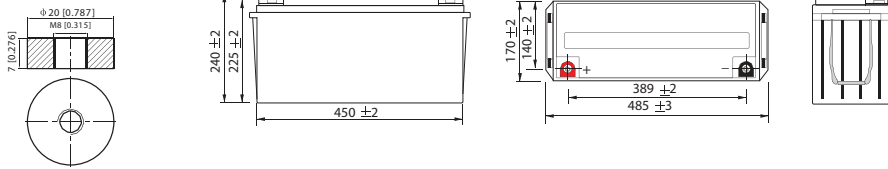
Constant Power Discharge (Watts) at 25°C (77°F)

F.V/Time	20min	30min	45min	1h	2h	3h	4h	5h	6h	7h	8h	9h	10h	20h
1.85V/cell	218.6	172.7	132.6	111.4	71.0	54.2	45.1	39.1	33.8	30.0	27.1	24.8	23.5	12.9
1.80V/cell	247.1	191.2	145.2	122.4	76.4	57.9	47.6	40.9	35.4	31.3	28.4	26.0	24.5	13.5
1.75V/cell	274.6	208.4	155.8	130.3	80.8	61.0	49.7	42.4	36.5	32.4	29.2	26.8	25.0	13.7
1.70V/cell	292.6	221.2	164.2	137.1	85.2	63.4	51.2	43.6	37.7	33.4	30.0	27.5	25.5	13.9
1.67V/cell	301.2	227.5	168.9	141.4	87.0	65.1	52.3	44.3	38.2	33.8	30.4	27.8	25.8	14.0
1.60V/cell	322.7	241.2	180.1	149.4	90.0	67.4	54.1	45.6	39.0	34.4	30.89	28.32	26.25	14.2

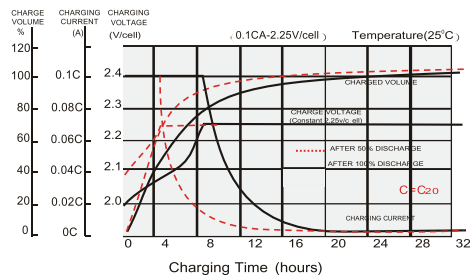
Dimensions

T11 Terminal

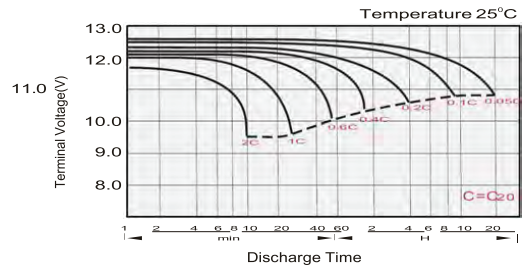
Unit: mm [inches]



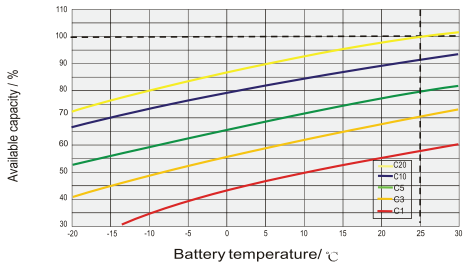
Float Charging Characteristics



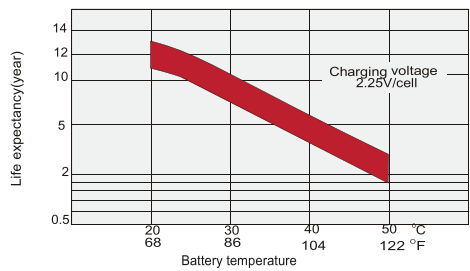
Discharge Characteristics



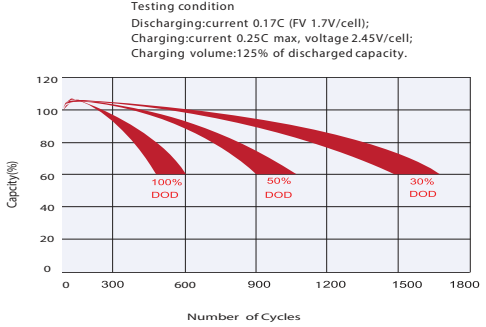
Temperature Effects in Relation to Battery Capacity



Effect of Temperature on Long Term Float Life



Cycle Life in Relation to Depth of Discharge



General Relation of Capacity VS. Storage Time

